

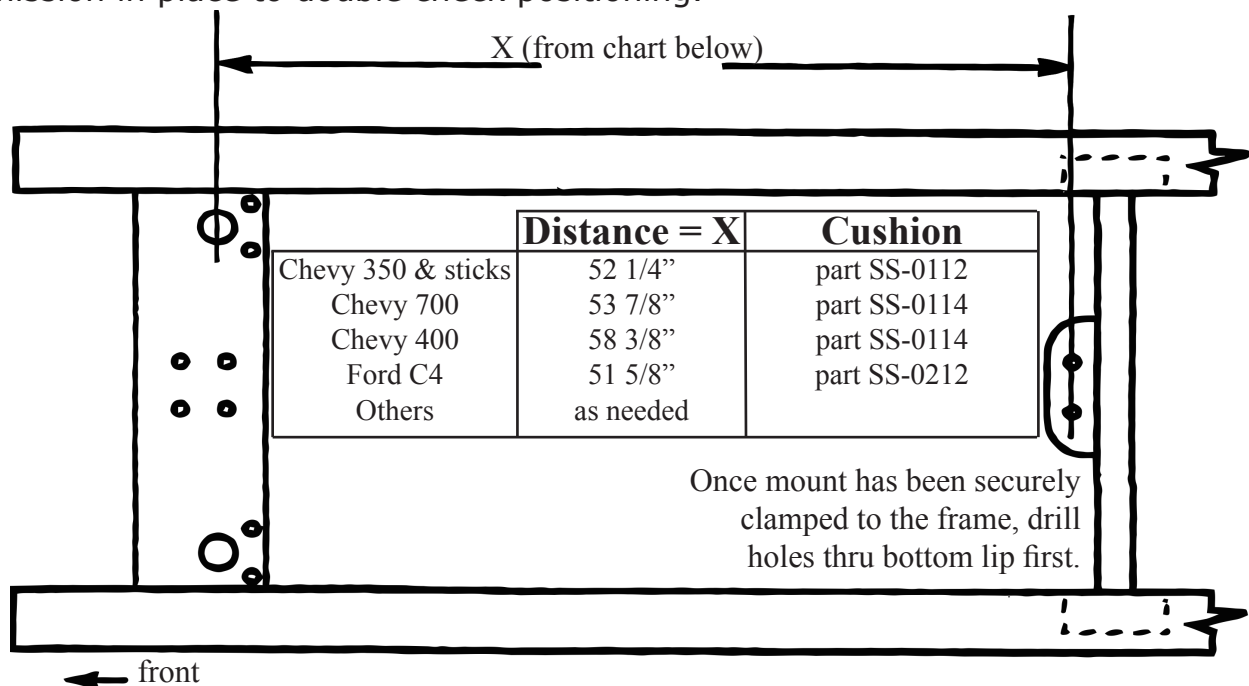
ES-2150 ES-2051

1948-52 Ford Pickup Transmission Mount

ES-2150 : Turbo 400 transmission has clearances for non power brakes only. Also fits others if brake cylinder is mounted in the firewall.

ES-2051 : Various transmissions.

1 Locate crossmember inside frame rails using the measurements in the chart below. This is a purposely tight fit. Use a large plastic hammer to position. Be sure to center right to left and front to back. We recommend sitting the engine and transmission in place to double check positioning.



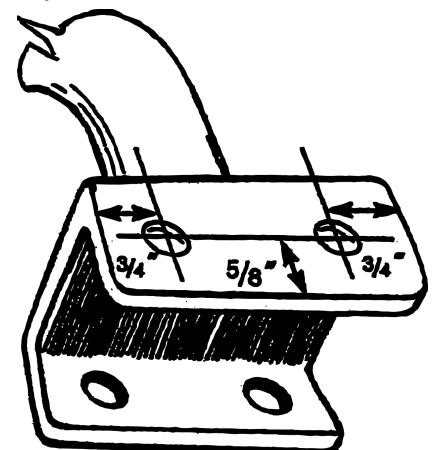
2 Clamp crossmember to frame and drill the bottom holes in this approximate location. Do all four bottom holes.

3 Do the top holes the same. (If the body is still on, use a long drill bit and drill from the bottom using the bottom holes as guides). Remove clamps and install bolts.


Note: ES-2051 transmission crossmember contains the master cylinder mount and requires installer to fabricate the pedal linkage for their particular installation.



ES-2051 with master cylinder mount



ES-2150 Turbo 400 transmission has clearances for non-power brakes only. Also fits others if brake cylinder is mounted in firewall. Crossmember does **not** have master cylinder mount as shown above



ES-2150 ES-2051

Installation Supplement: Transmission mount and brake pedal diagram

