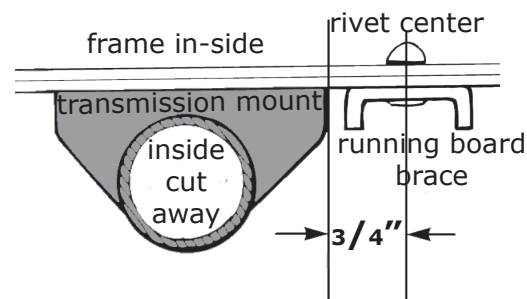
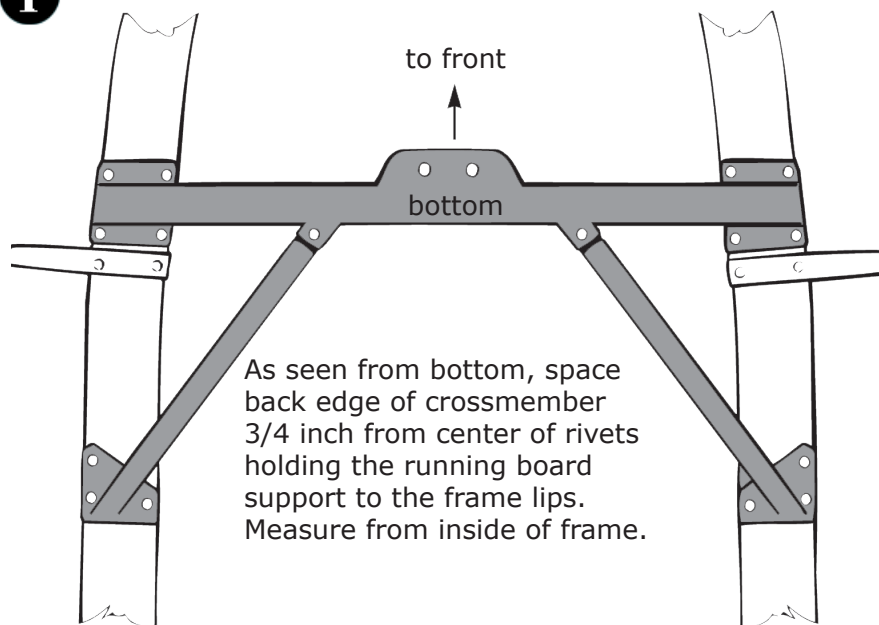




ES-1124

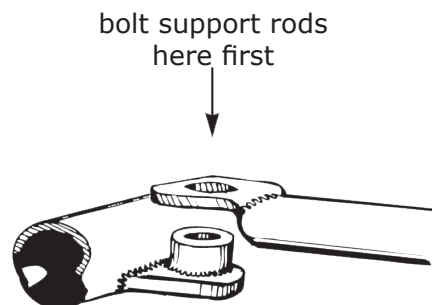
1937-39 Chevy Car Transmission Mount for Chevrolet Turbo 350, 3&4spd Manual Transmission
(use transmission cushion set SS-0112)

- 1 Install transmission crossmember using measurements shown.



- 2 Clamp in place, locate and drill holes.

- 3 Bolt the support rods to the back of the crossmember as shown.



- 4 Center mounting pad under frame rail and clamp in place. Drill holes and bolt to bottom of frame.

