

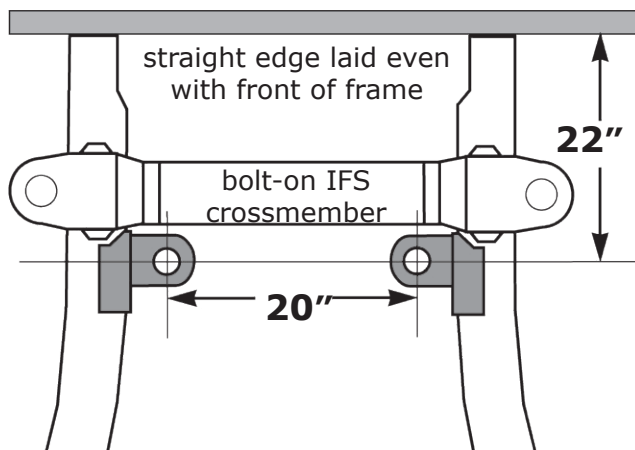
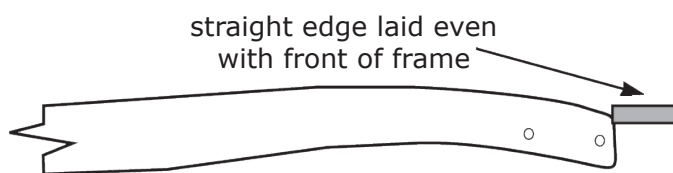


# CP-2203PM

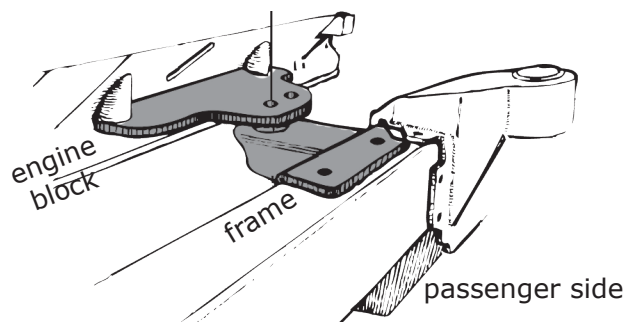
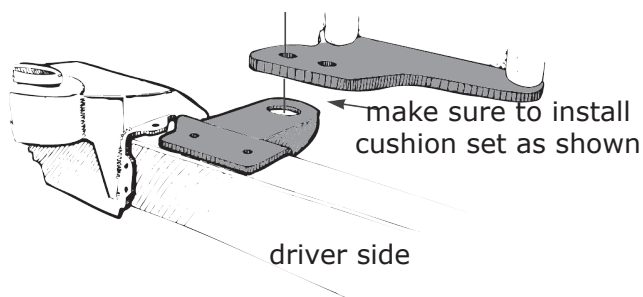
**1935-40 Ford Car and 1935-41 Ford Pickup Small Block Ford V8 (1965+) Engine Mount Kit**  
for use with (CE) Bolt-on Pinto Mustang IFS

- 1** Install new CE Pinto-Mustang IFS crossmember first using the installation instructions that came with the kit.
- 2** Fit frame adapters as required to specifications below.

Note: This kit is mainly intended for use with CE Bolt-on IFS, but will work with any IFS with similar clearances.



- 3** Make sure mounts are straight and level. Doublecheck all measurements, drill mounting holes and install.
- 4** Bolt engine mounts to block and install engine. Make sure to install the cushion set.



- 5** The car can now use matching Chassis Engineering components, such as transmission mount kits, without modification.

The best clearance is given by using a Bronco-type oil pan. The original can be used as well, but will need to be notched for proper fitting.

