

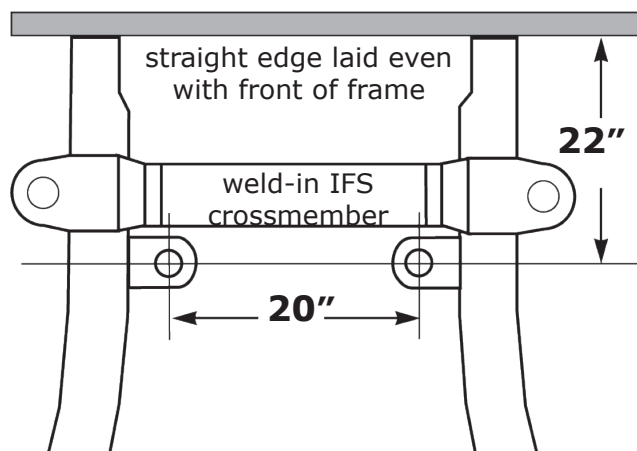
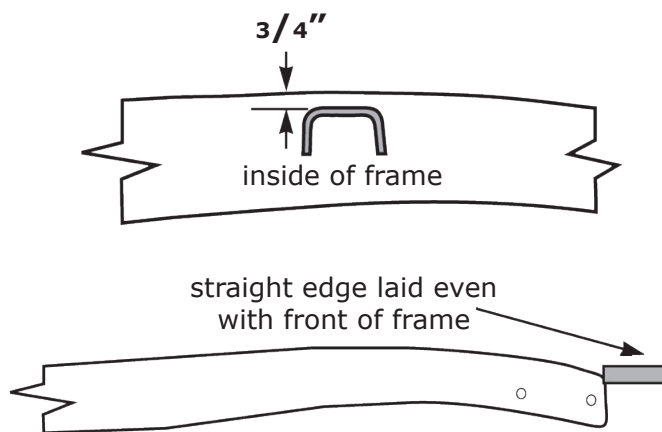


CP-2203G

1935-40 Ford Car Small Block Ford V8 (1965+) Engine Mount Kit

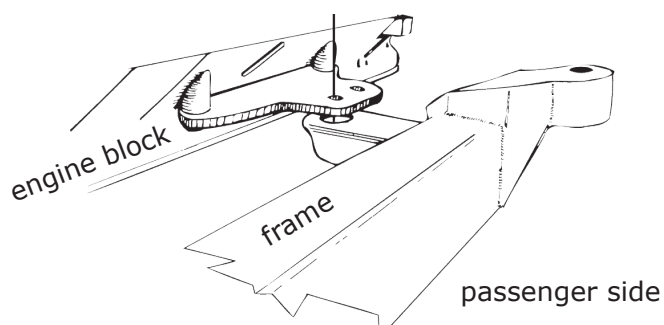
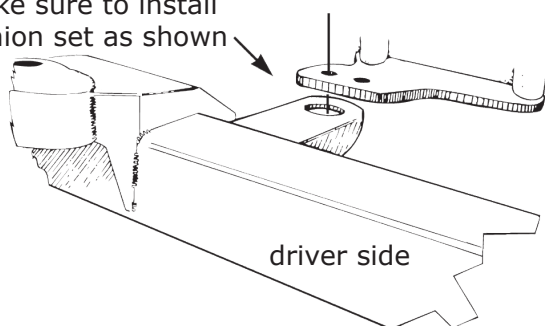
for use with (non-CE) Weld-in Pinto Mustang IFS

- 1** Install Pinto-Mustang IFS crossmember first. We recommend using 3/16 inch boxing plates.
- 2** Frame adapters will need fitting to the boxing platers and possibly the new crossmember. It has been proven impossible to furnish an exact fit since there are several variables involved in the crossmember and boxing plate installation. Fit frame adapters as required, using the dimensions shown.



- 3** Set engine in place and check for clearance. Especially check oil pan clearance. The oil pan can be modified for clearance, or a Bronco-type oil pan substitute can be used if needed. Again, check clearance first as it depends on the crossmember manufacturer. Bolt engine mounts to block and install engine. Installer is responsible for final fit. Install cushion set as shown.

make sure to install cushion set as shown



- 4** The car can now use matching Chassis Engineering components, such as transmission mount kits, without modification.

The best clearance is given by using a Bronco-type oil pan.

