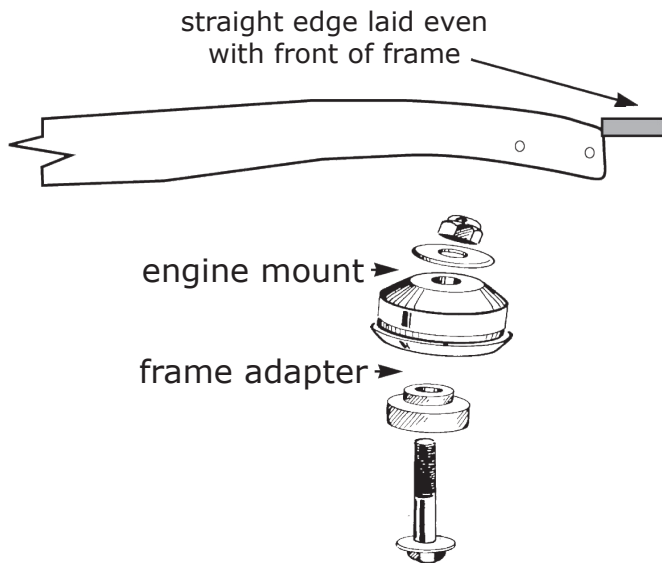
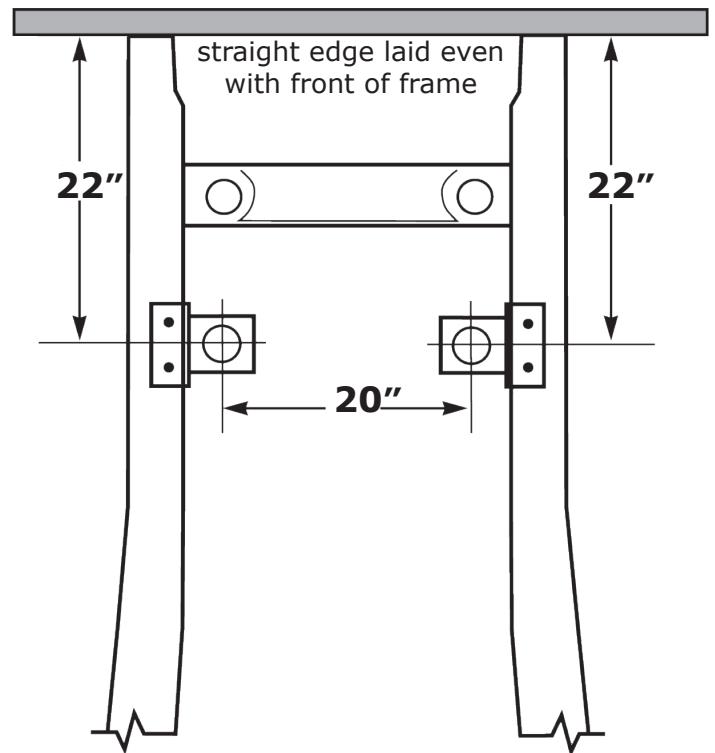
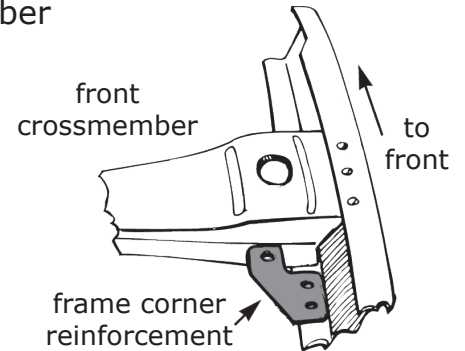




# CP-2203

## 1935-40 Ford Car Small Block Ford V8 (1965+) Engine Mount Kit for use with original front crossmember

- 1** DO NOT SKIP: Install frame corner reinforcements between lower frame rail and crossmember flange as shown. Space level with washers. (part can be bolted in or welded in).
- 2** Install transmission kit according to its instructions sheet.
- 3** Remove original steering mount from frame by drilling out rivets and breaking spot welds.
- 4** Install frame adapters as shown. Clamp in place and drill mounting holes. Drill bottom holes thru frame and adapters. Make sure adapters are straight and level and positioned correctly before drilling.



### Follow this order when installing mounting kit

- A. Install transmission mount.
- B. Locate engine mounts and clamp in place.
- C. Locate steering adapter position and drill holes.
- D. Install engine mounts and lift engine in place.
- E. Check driver side manifold and steering gear clearance as needed.