

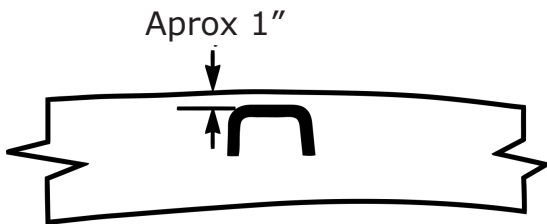
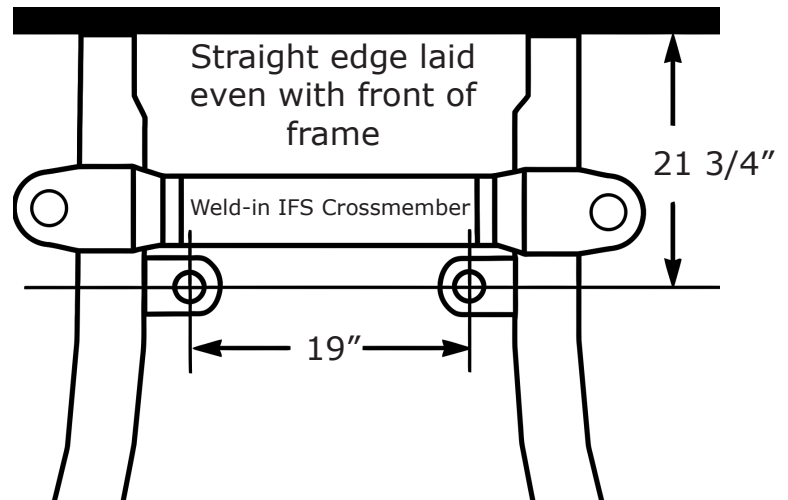
CP-2101GLS

1935-40 Ford Car and Pickup Engine Swap Kit for Chevy LS Engines

For use with weld-in IFS Front Crossmember or boxing-plated applications.

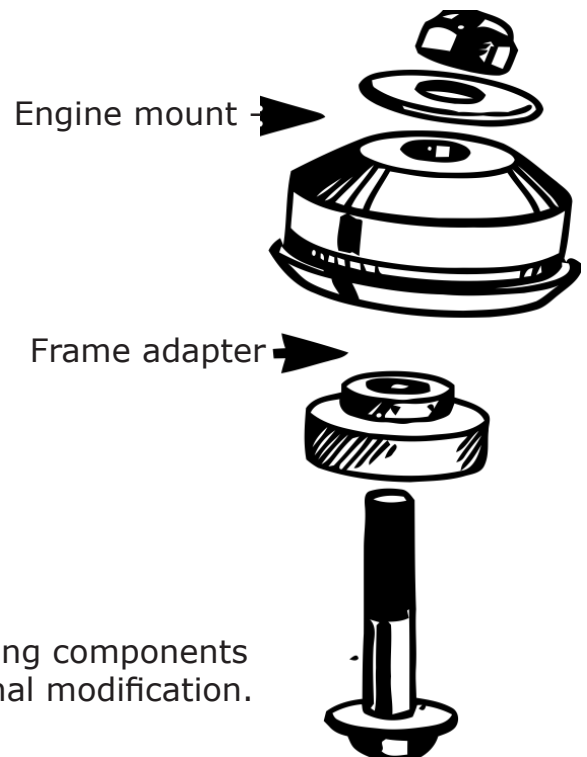

1 Install any new crossmembers in frame. We recommend using 3/16" boxing plates.

2 Frame adapters may need fitting in order to match the dimensions given below. There are several variables involved in boxing plate installation. Fit the frame adapters using these specifications.



3 Be sure mounts are straight and exactly 19" center to center. Tack in place, then double check all measurements and final weld.

4 Bolt engine mounts to block and install engine. Installer is responsible for final fit. Install cushion set according to diagrams.



5 The car can now use matching Chassis Engineering components such as transmission mount kits without additional modification.